

Rhythms & Reasons in Recycling Markets

Dr. Jeffrey Morris

Sound Resource Management Group, Inc.

Olympia, WA 98502

jeff.morris@zerowaste.com

Tel 360.867.1033



TRUE Markets Webinar – May 22, 2018

Recycling Market Price Fluctuations

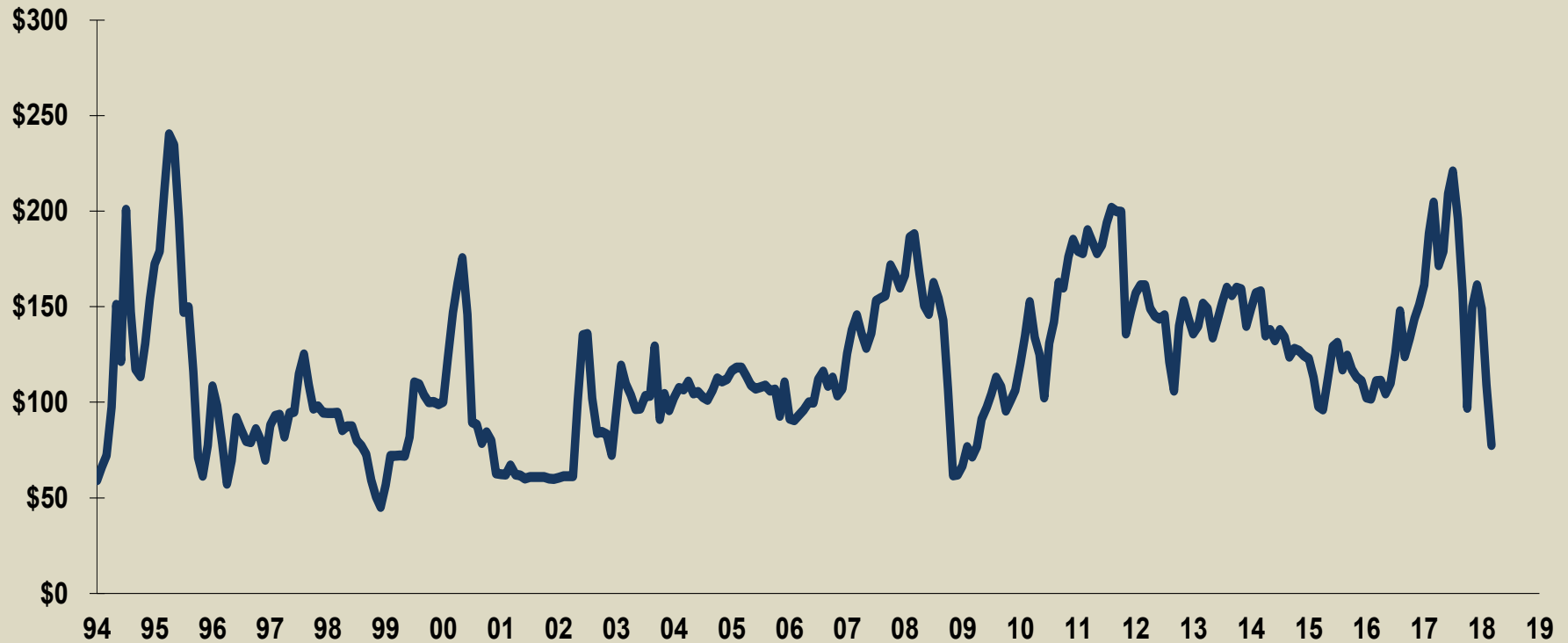
Average Price for Curbside Recycled Materials Puget Sound Region, 1985-2018



Source: Sound Resource Management Group, Inc. database on Northwest recycling market prices. This graph and graphs for individual materials available for download at: www.zerowaste.com.

Price per Ton FOB Materials Processing Facility

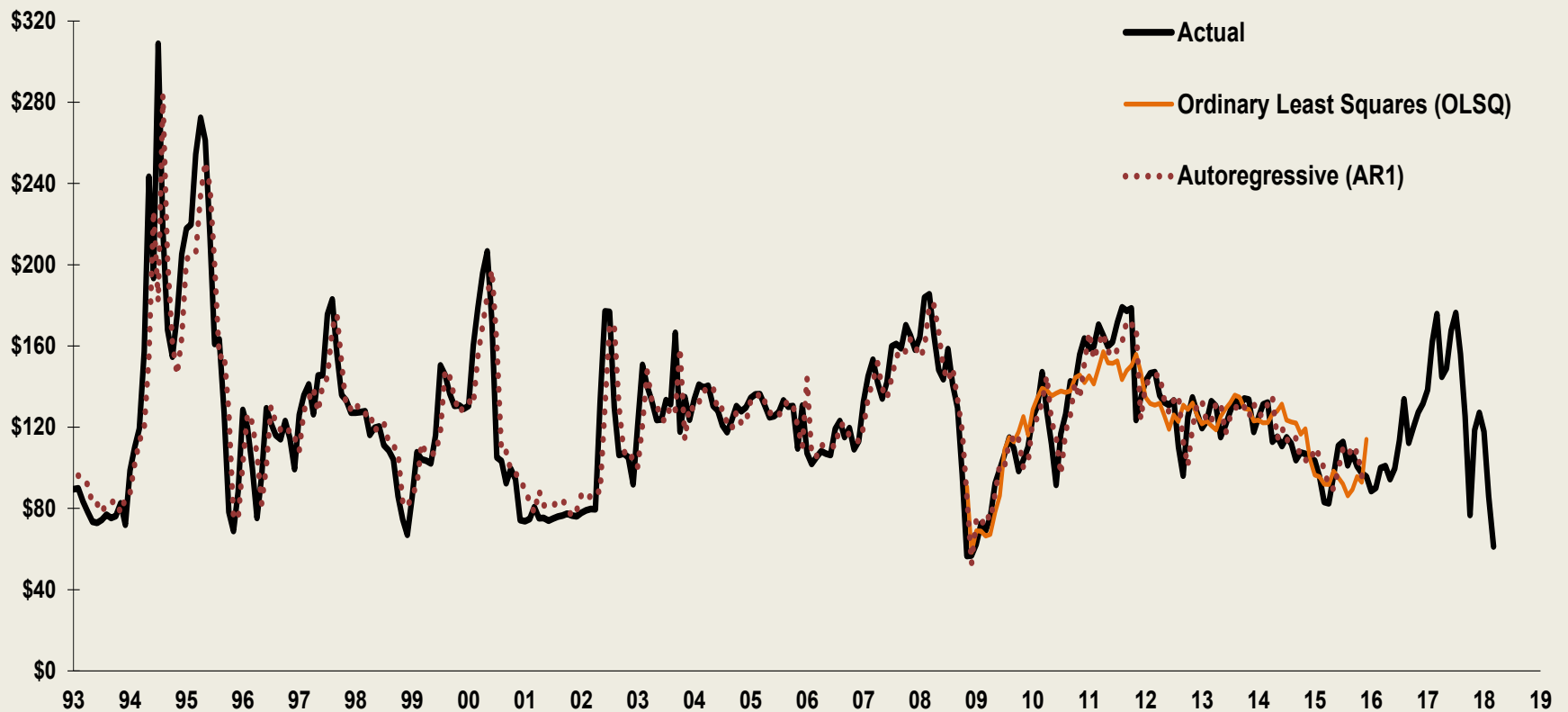
Puget Sound Recycling Market Prices Old Corrugated Cardboard Boxes January 1993 - March 2018



Source: Sound Resource Management Group, Inc. database on Northwest recycling market prices. This graph available for download at: www.zerowaste.com.

Recycling Market Price Fluctuations for Cardboard

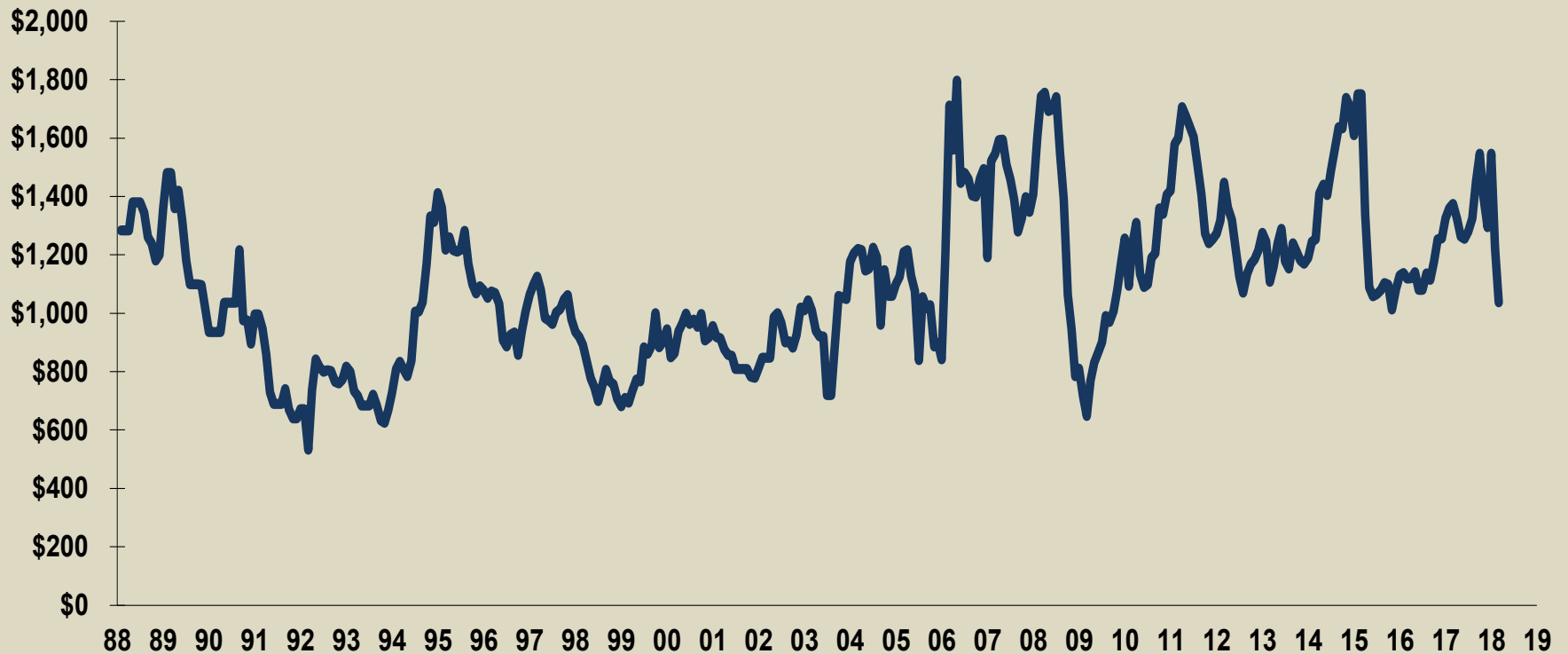
Actual & Estimated Recycled Cardboard Prices (1993 to 2018 in constant 2009\$/ton)



Source: Morris, J., Oregon Recycling Markets Price Cycles and Trends: A Statistical Search for Significant Economic Causes, prepared for the State of Oregon Department of Environmental Quality, October 2016. Available at <http://zerowaste.com/images/Recycling-Prices-Analysis.pdf> or at <http://www.oregon.gov/deq/FilterDocs/RecyclingPriceAnalysis.pdf>. Resource Recycling article at <http://www.zerowaste.com/images/RR0517.pdf>

Price per Ton FOB Materials Processing Facility

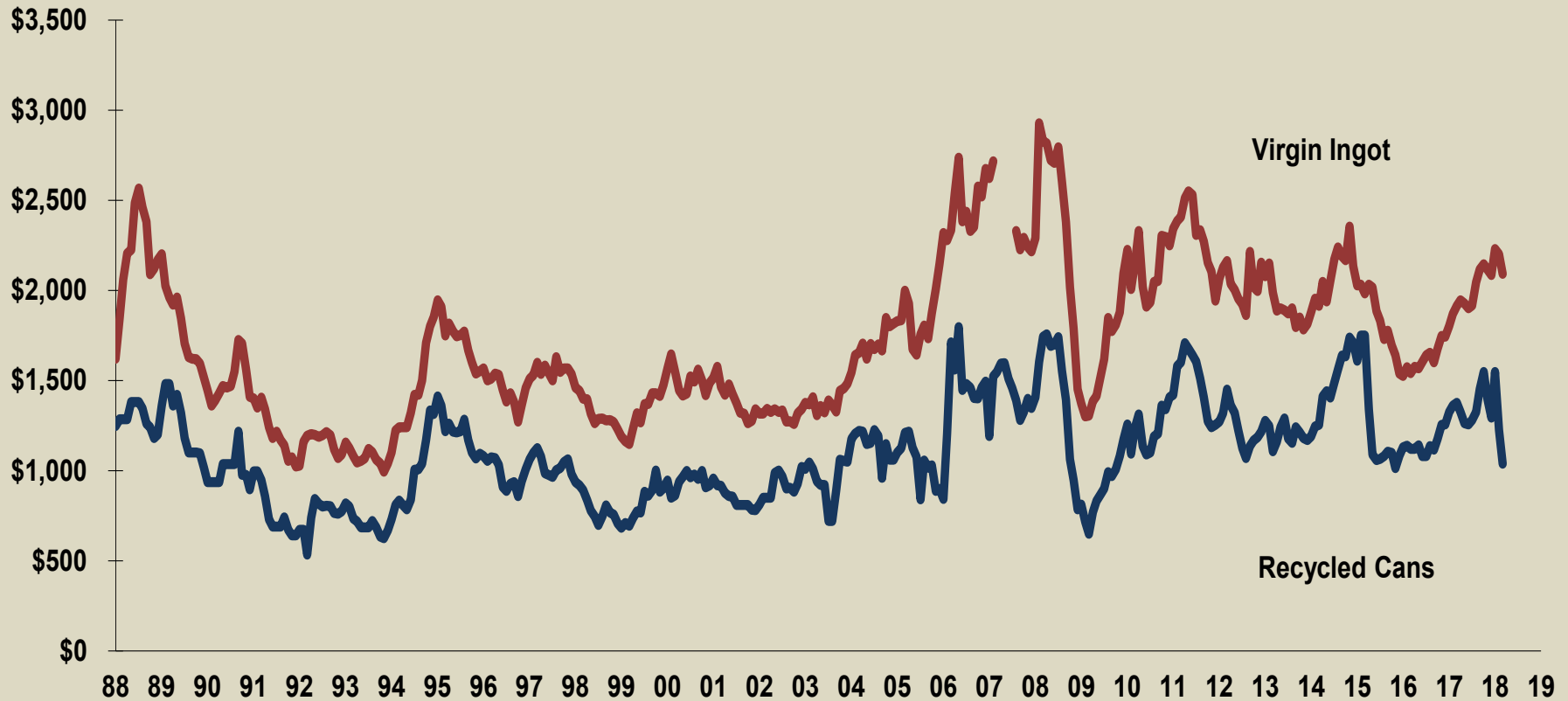
Puget Sound Recycling Market Prices Used Aluminum Beverage Cans February 1988 - March 2018



Source: Sound Resource Management Group, Inc. database on Northwest recycling market prices. This graph available for download at: www.zerowaste.com.

Recycling Market Price vs. Virgin Material Price

Virgin & Recycled Prices (\$/ton) Aluminum Ingot Vs. Used Beverage Cans



Source: Sound Resource Management Group, Inc. database on Northwest recycling market prices and London Metal Exchange official cash settlement prices. This graph available for download at: www.zerowaste.com.

Price per Ton FOB Materials Processing Facility

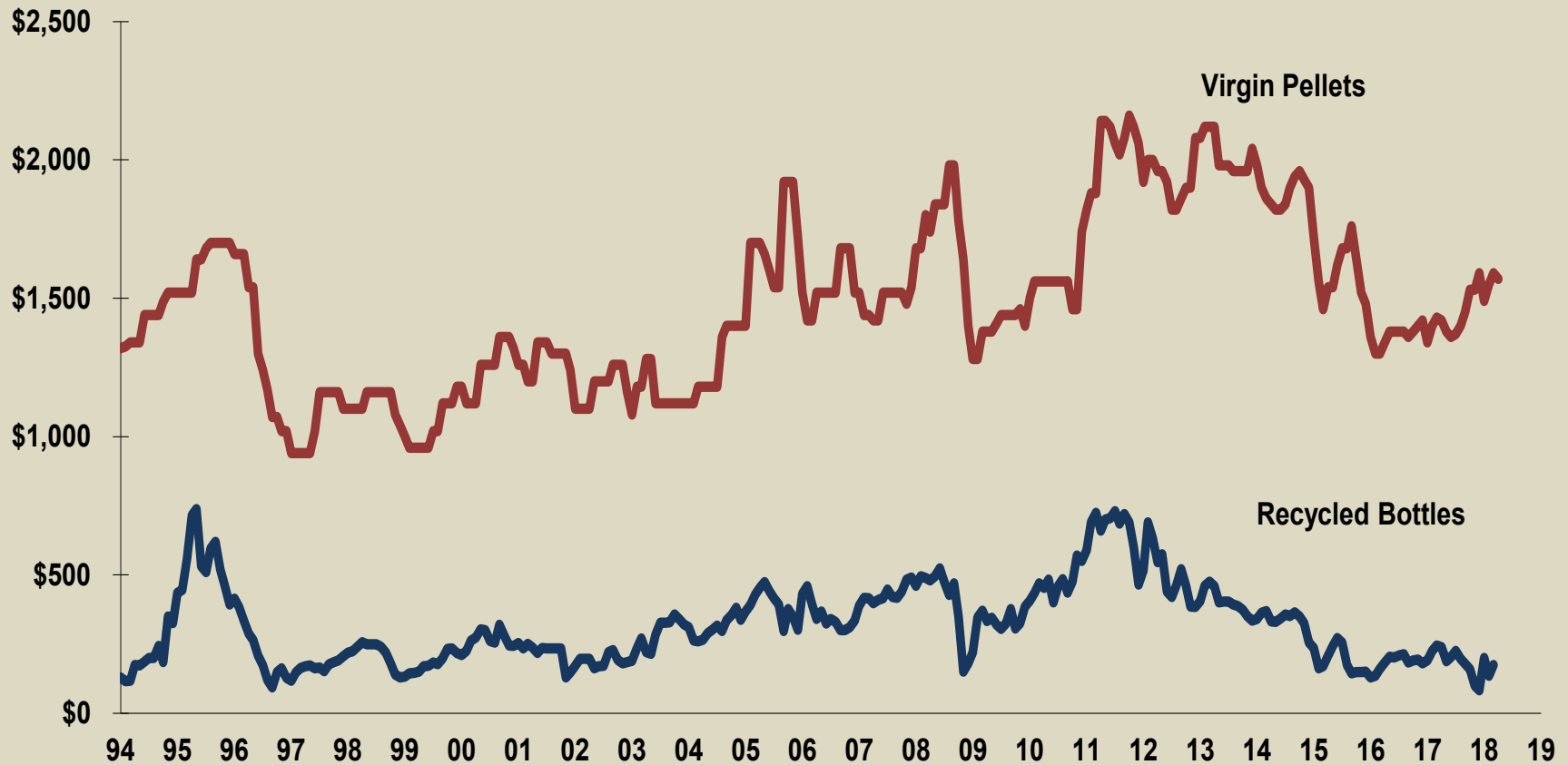
Puget Sound Recycling Market Prices Baled PET Bottles January 1994 - March 2018



Source: Sound Resource Management Group, Inc. database on Northwest recycling market prices. This graph available for download at: www.zerowaste.com.

Recycling Market Price vs. Virgin Material Price

Virgin & Recycled Prices (\$/ton) PET Bottle Resin Pellets Vs. Baled PET Bottles



Source: Sound Resource Management Group, Inc. database on Northwest recycling market prices and Plastic News PET Commodity Bottle Resin prices. This graph available for download at: www.zerowaste.com.

Price per Ton FOB Materials Processing Facility

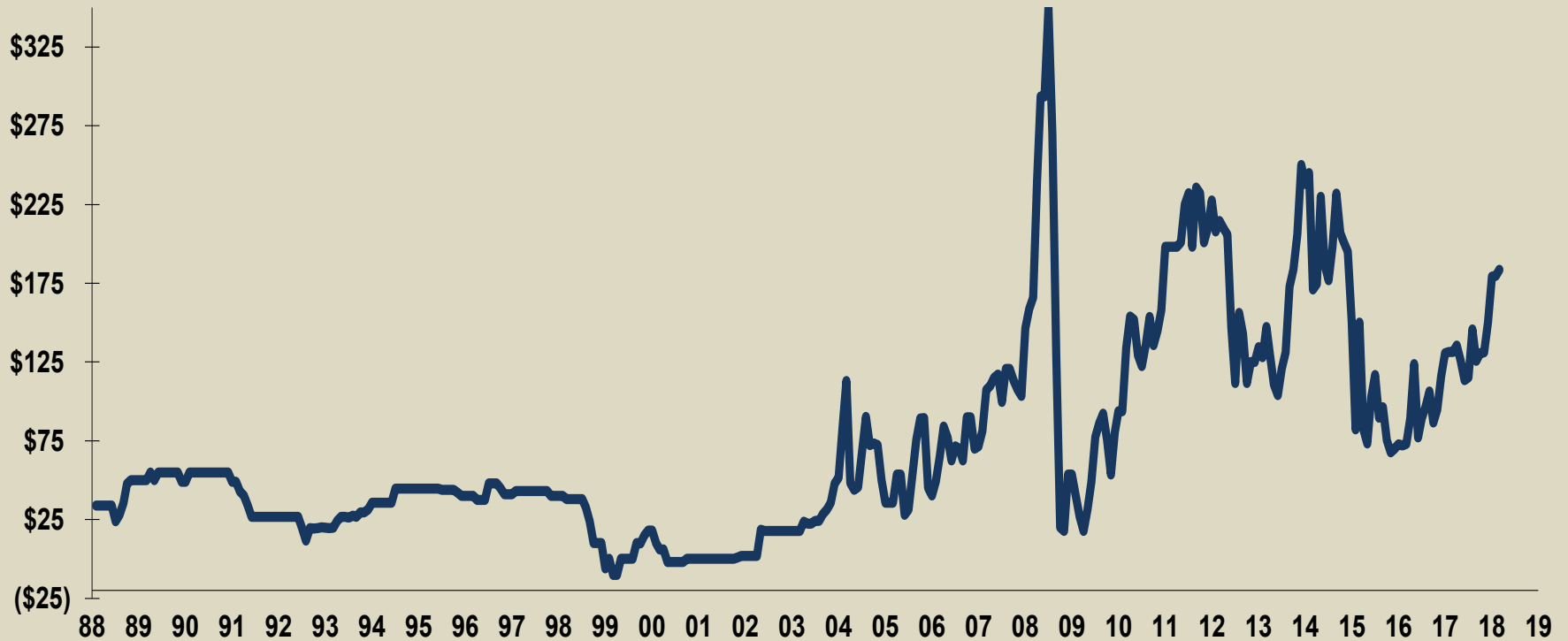
Puget Sound Recycling Market Prices Baled HDPE Bottles January 1993 - March 2018



Source: Sound Resource Management Group, Inc. database on Northwest recycling market prices. This graph available for download at: www.zerowaste.com.

Price per Ton FOB Materials Processing Facility

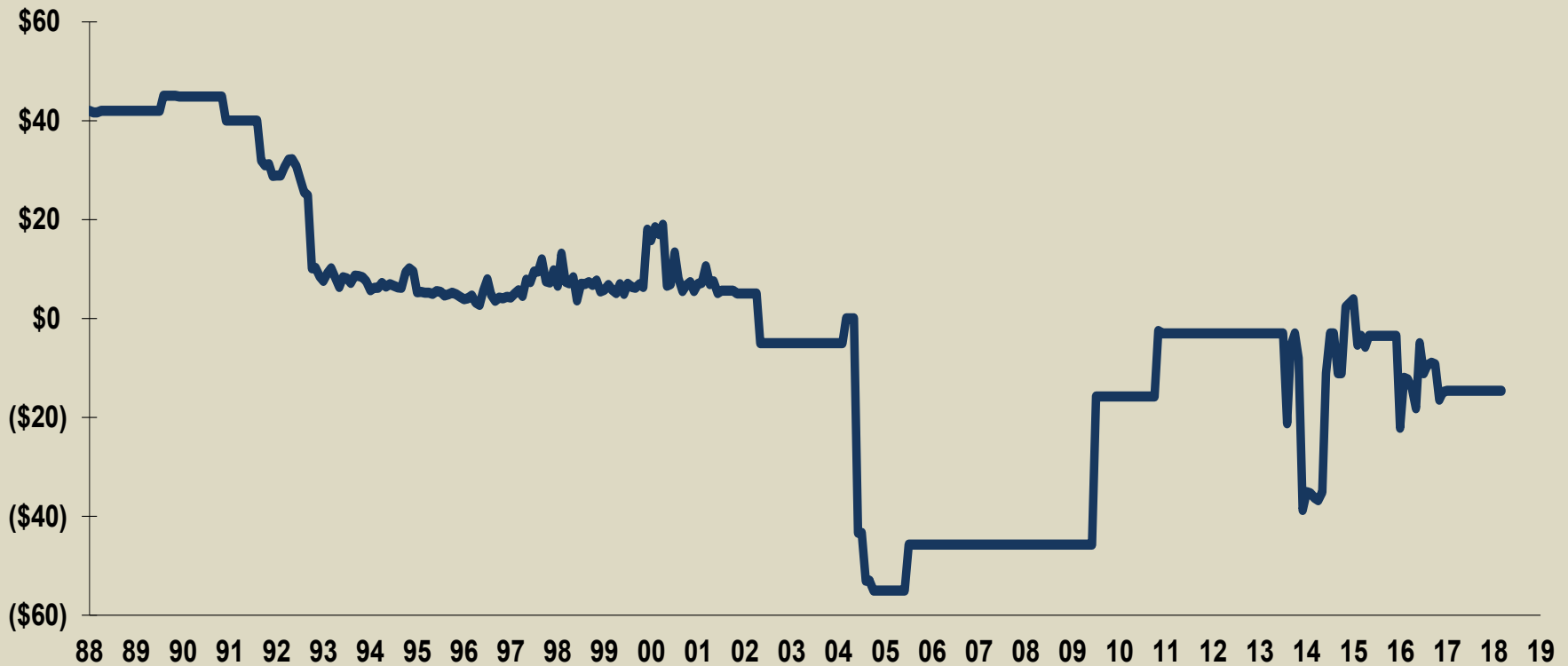
Puget Sound Recycling Market Prices Tin-Plated Steel Cans February 1988 - March 2018



Source: Sound Resource Management Group, Inc. database on Northwest recycling market prices. This graph available for download at: www.zerowaste.com.

Price per Ton FOB Materials Processing Facility

Puget Sound Recycling Market Prices Curbside Recycled Glass Average January 1988 - March 2018



Source: Sound Resource Management Group, Inc. database on Northwest recycling market prices. This graph available for download at: www.zerowaste.com .

Price per Ton FOB Materials Processing Facility

Puget Sound Recycling Market Prices Old Newspapers February 1988 - March 2018



Source: Sound Resource Management Group, Inc. database on Northwest recycling market prices. This graph available for download at: www.zerowaste.com.

Price per Ton FOB Materials Processing Facility

Puget Sound Recycling Market Prices Mixed Paper February 1988 - March 2018



Source: Sound Resource Management Group, Inc. database on Northwest recycling market prices. This graph available for download at: www.zerowaste.com.

Thank you.

Dr. Jeffrey Morris

Sound Resource Management Group, Inc.

Olympia, WA 98502

jeff.morris@zerowaste.com